

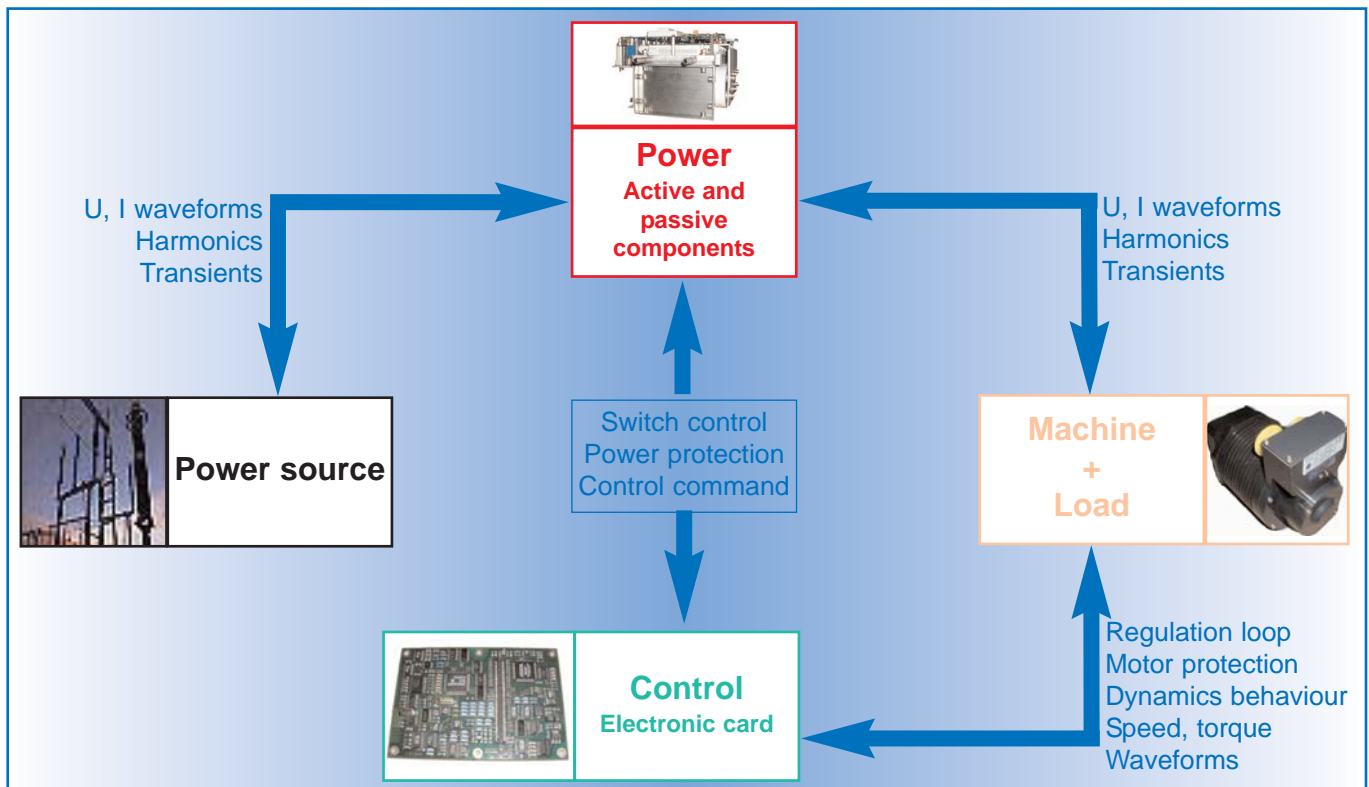
PSIM

Simulation Environment For Power Electronics Systems Design



PSIM is a simulation software dedicated specifically to power electronics and motor control. It has been developed to be a calculator for engineers to shorten the design cycle of power electronics systems thanks to numerous and fast simulations.

With PSIM, you can realise complete circuits, from power supplies to electrical machines and mechanical loads. You can easily analyse power converters and drives from a system point of view with an electrical circuit environment.



In PSIM you have :

- Intuitive schematic models : you draw as you build
- A functional circuit approach : each component or element you use is equivalent to a specific function
- An easy way to parameter
- Comprehensive libraries in power, control and electrical machines
- A powerful solver : fast, accurate and stable
- Intuitive and efficient post-processing

Modelling of complete systems on the same circuit

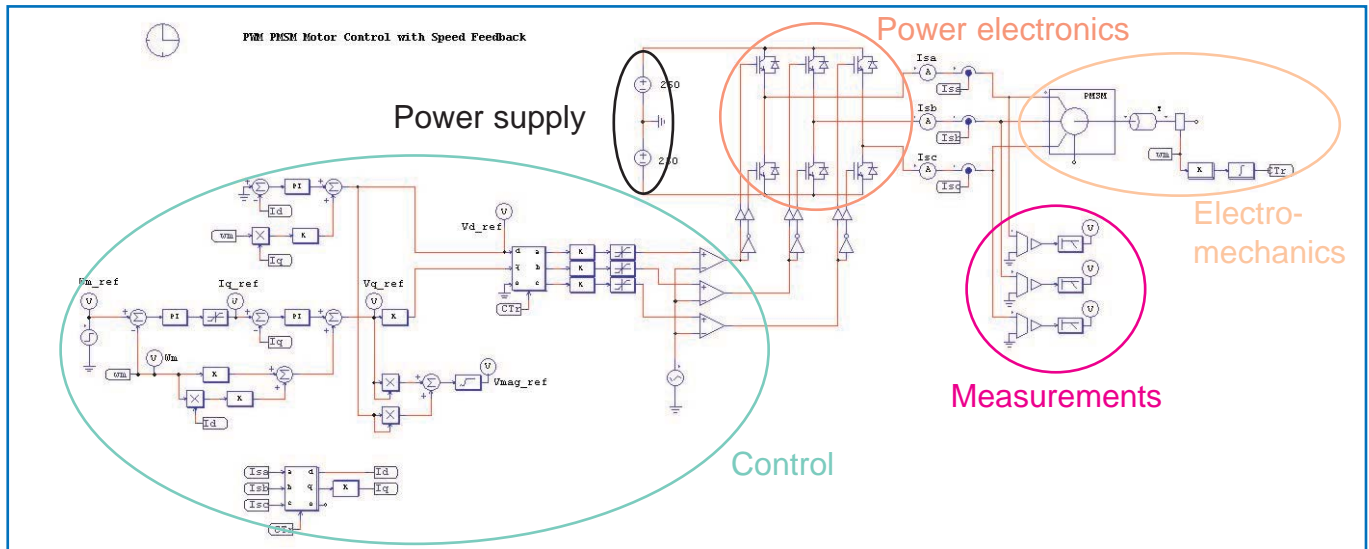


Fig.1: PWM PMSM Motor Control with Speed Feedback

The circuit above has been made with elementary models available in the PSIM libraries. The parameters of each element can be set very easily thanks to the availability of the online help and the useful parameters

Waveforms analysis

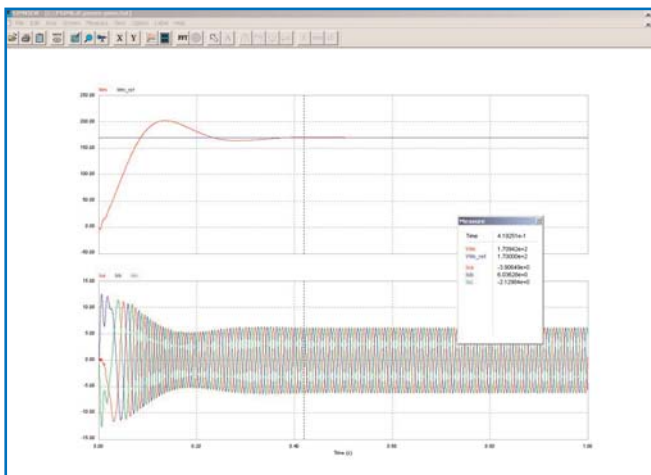


Fig.2: Results in Simview

The waveform analysis is very easy thanks to the Simview program.

You can :

- Select and draw all available data
- Use several screens
- Evaluate variables with a pointer
- Realise a time analysis (calculation of maximum, minimum, rms, average,...)
- Realise a FFT analysis.

Key features

- User friendly interface
- Fast and robust simulation
- Flexible control simulation
- Link to Matlab/Simulink, link to JMAG
- AC Analysis
- Link to C/C++
- Customized models
- Sample models

Contact us

POWERSYS :

Tel : +33 4 42 63 60 88 - Fax : +33 4 42 63 61 29

Email : psim@powersys.fr

General information and demo version available on our web site : www.powersys.fr